

WeSmellBetter.com Report – Region 2 Starters & Average Pass Rate, 2025 and All Years

Following is my initial attempt at summarizing data for pass rates by state, using the states in AKC Scent Work Region 2. There is information for 2025 and then “the sport up to January 24, 2026” for each class by state, and then for each level.

When this analysis was requested, I suspect competitors were looking for information to support the idea that pass rates in their area were generally lower than in other parts of the country – that, at least some of the time, the deck was stacked against them before they crossed the start line. In Region 2, I’m not seeing anything that points definitively in that direction. As with the Region 1 analysis, I have included the number of “starters” that the AKC reported for each class because if there *are* variations in pass rates, it seems to me that those could easily be the result of a smaller sample. In the Region 1 analysis, that seemed quite likely – in a state with only 2 Detective trials ever, a high pass rate in one trial could certainly skew the overall pass rate for Detective in that state (see Vermont). However, in Region 2, the opposite situation seems to be the case: Florida has far more trials than any of the other states AND they tend to have a higher pass rate. Could it be that in those other states, less experienced competitors (and clubs and judges) might pull pass rates down? Could environmental conditions in those areas be unique (ala Arizona) and require location-specific experience that has yet to be built due to less frequent opportunity? Still, a statement like “you are more (or less) likely to pass if you trial in XXXX state” doesn’t really hold up when you look at the competitor numbers – anomalous pass rates are associated with “yeah, but we’ve only had a couple dozen in that class here, so...” situations. And “anomalous” has to be defined pretty broadly, even then.

The appointment of states to Region 2 makes sense geographically, but it’s unclear how much sense it makes numerically. Florida, followed by North Carolina and Virginia, dominate the other states significantly in terms of competitor numbers. A comparison with the level of participation in other dog sports would be really interesting.

As before, the data I used here is from the WeSmellBetter “Qualifiers By Class” summary report that is available to anybody, any time. The Coder is busy doing other things and I didn’t want to bother him for custom queries, so I just copied that data and pasted it into Excel, one tab per state showing Starters and Average Pass Rates for each class for 2025 and for “everything up to January 26.” If you want to play with that data, I’m happy to share that Excel spreadsheet with you with the caveat that it was a lot of copying and pasting and I got bored, so Beware and Double Check Everything.

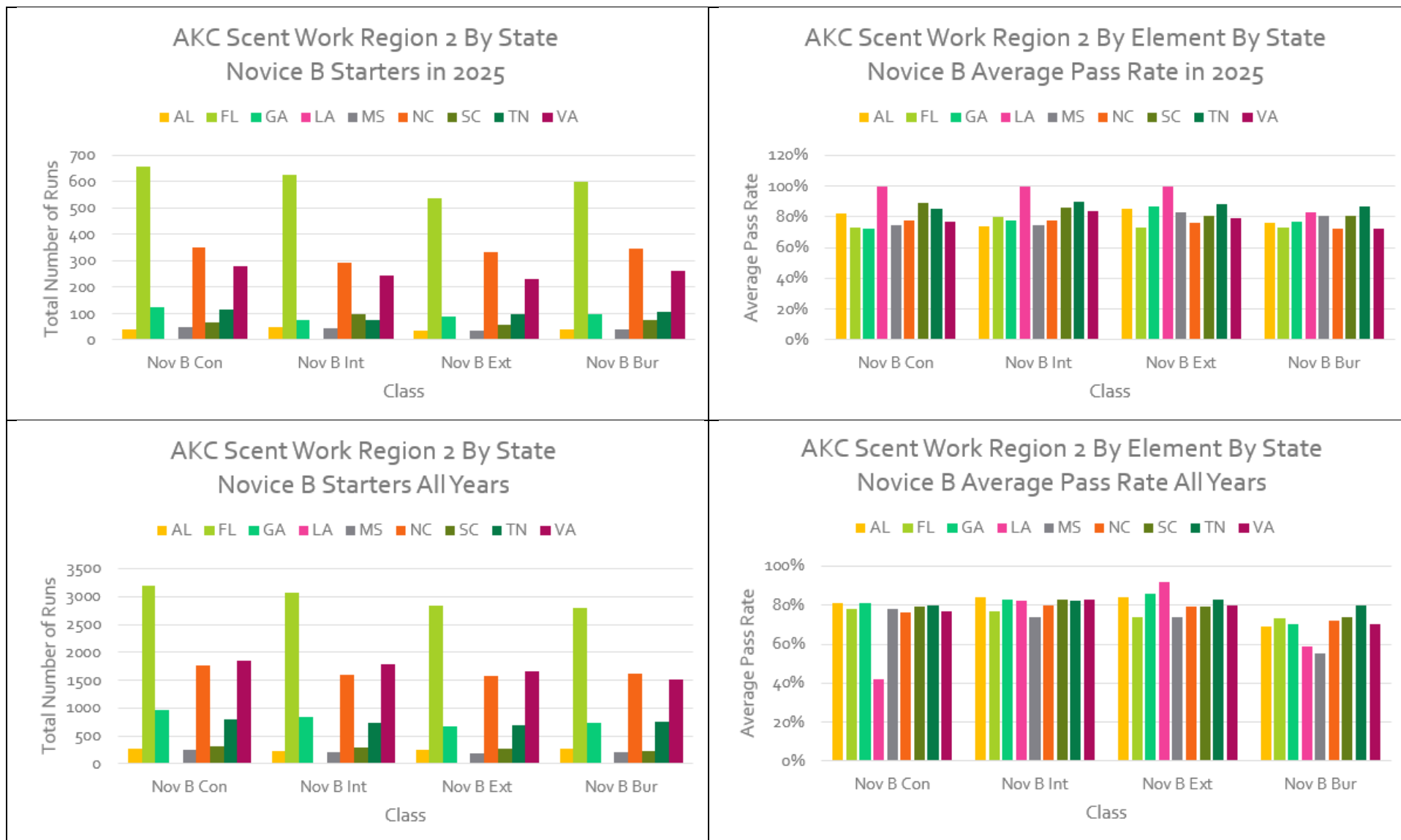
In fact, “Double Check Everything” is good advice. I’m not a professional, don’t even play one on TV, so before you get excited about anything you see, let’s make sure I didn’t do something stupid with the data.

What do you see – anything to get excited about in Region 2?

--Kristi (wesmellbetter@gmail.com)



AKC Scent Work Starters and Average Pass Rates for the Novice A Class, By Element, By State for Region 2
2025 & All Years (up to January 24, 2026)



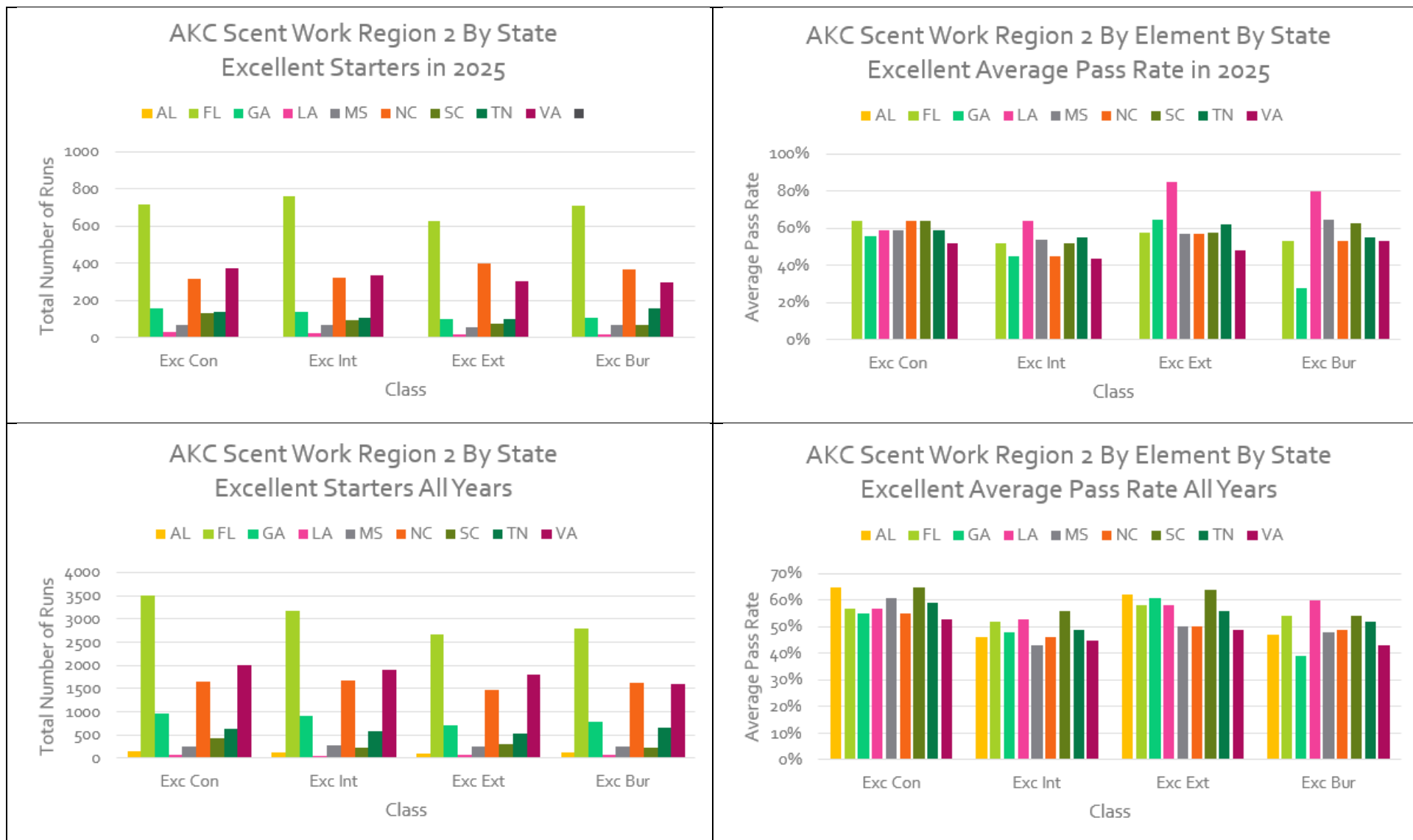
AKC Scent Work Starters and Average Pass Rates for the Novice B Class, By Element, By State for Region 2
2025 & All Years (up to January 24, 2026)



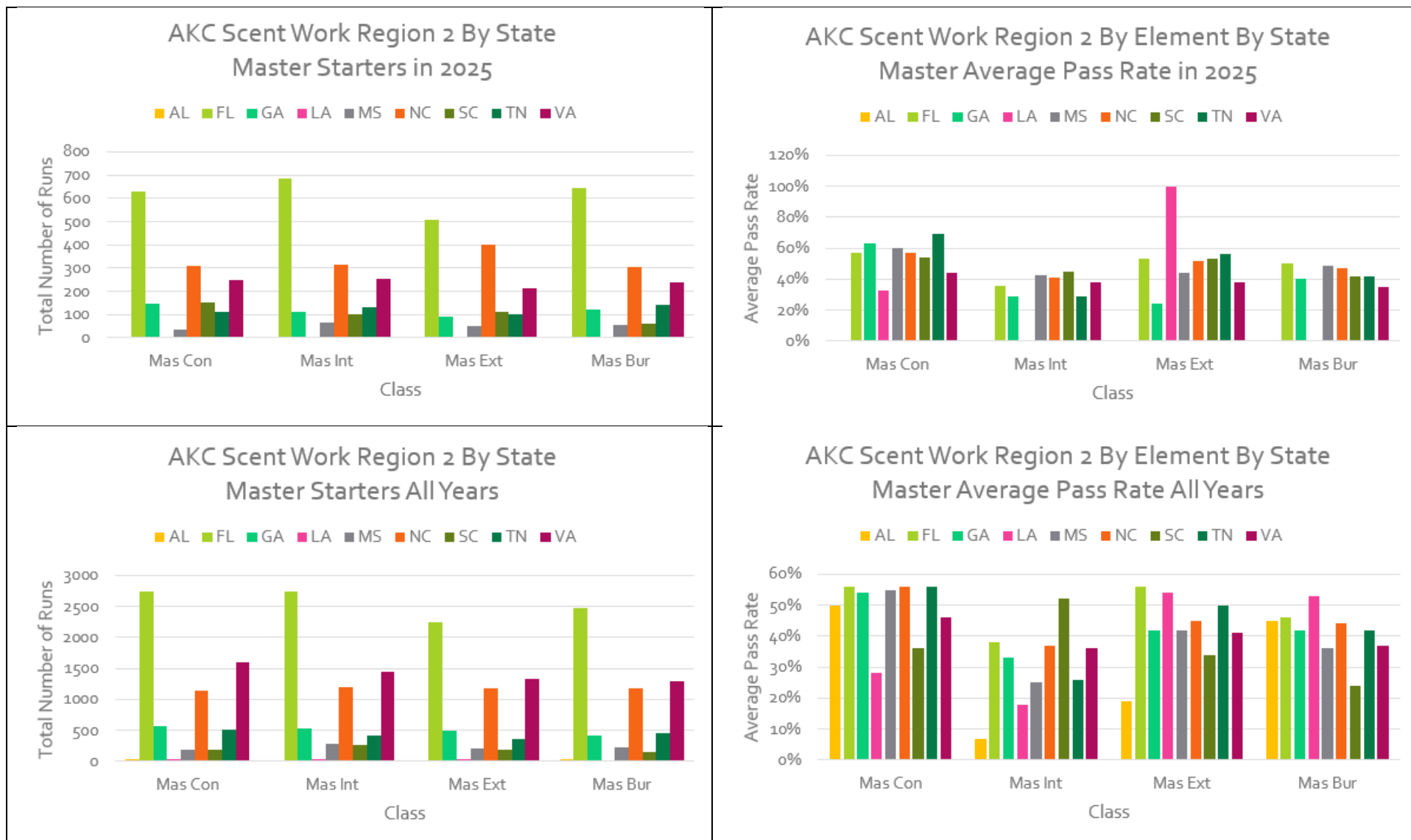
AKC Scent Work Starters and Average Pass Rates for the Combined Novice A & B Classes, By Element, By State for Region 2
2025 & All Years (up to January 24, 2026)



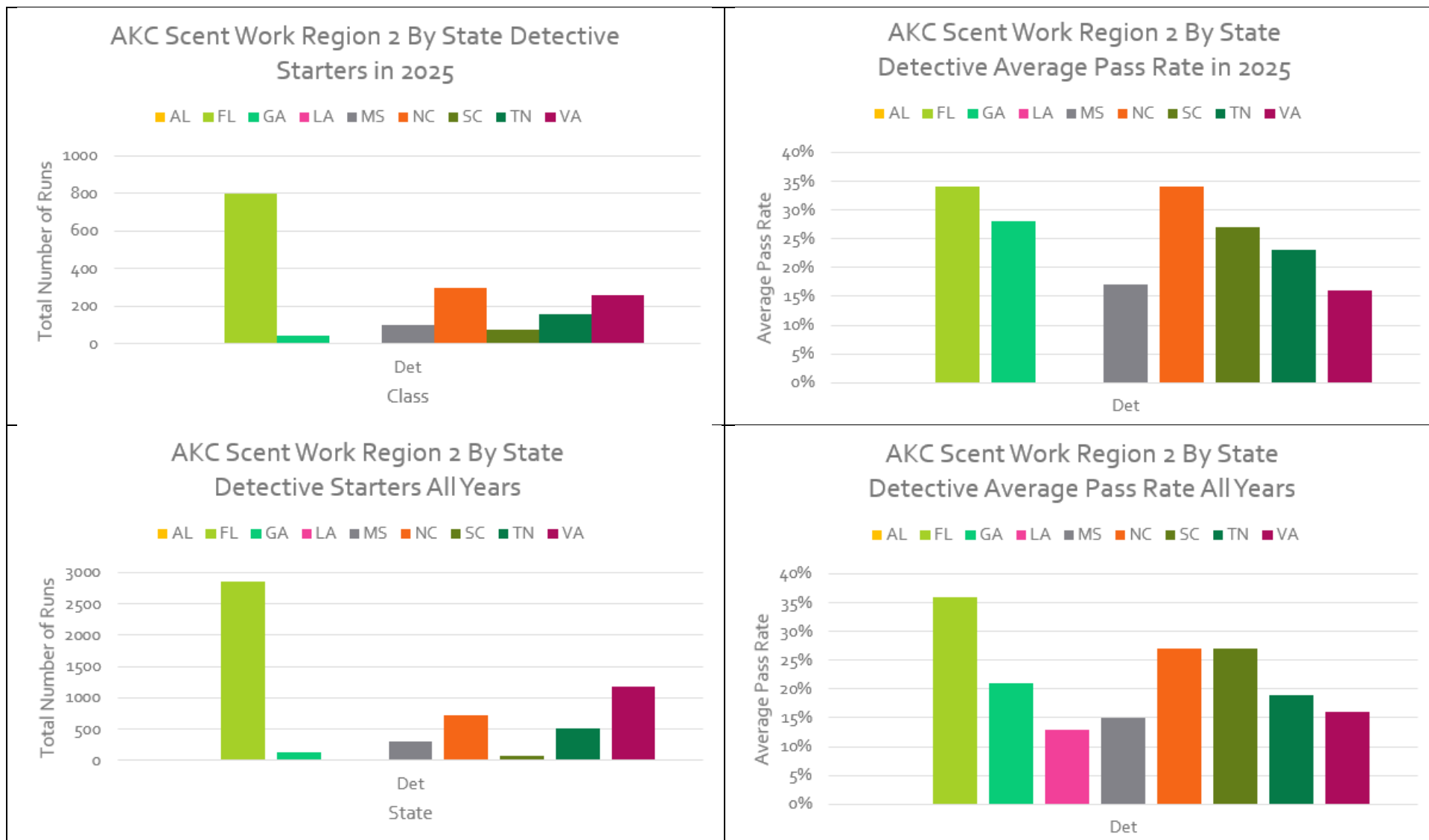
AKC Scent Work Starters and Average Pass Rates for the Advanced Classes, By Element, By State for Region 2
2025 & All Years (up to January 24, 2026)



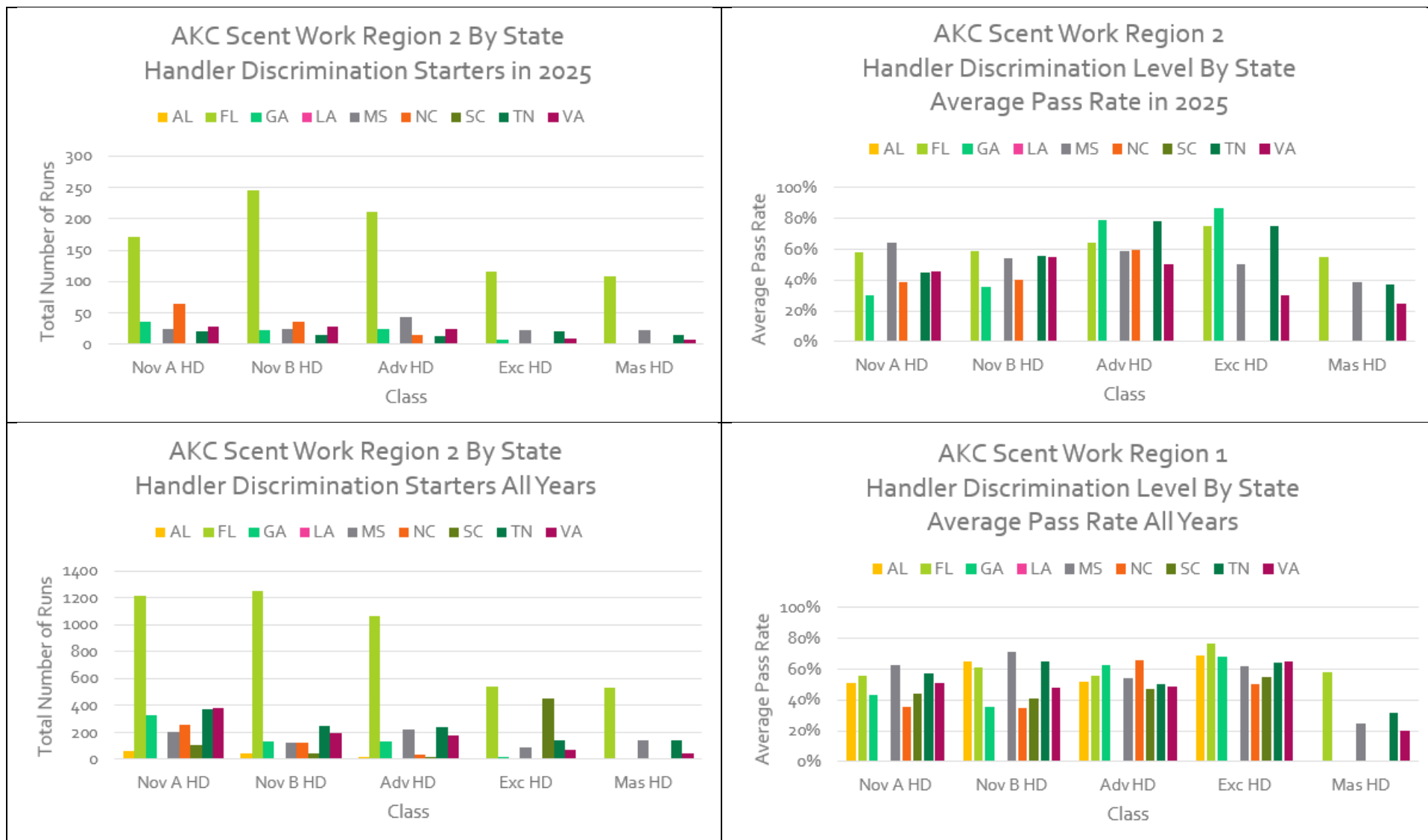
*AKC Scent Work Starters and Average Pass Rates for the Excellent Classes, By Element, By State for Region 2
2025 & All Years (up to January 24, 2026)*



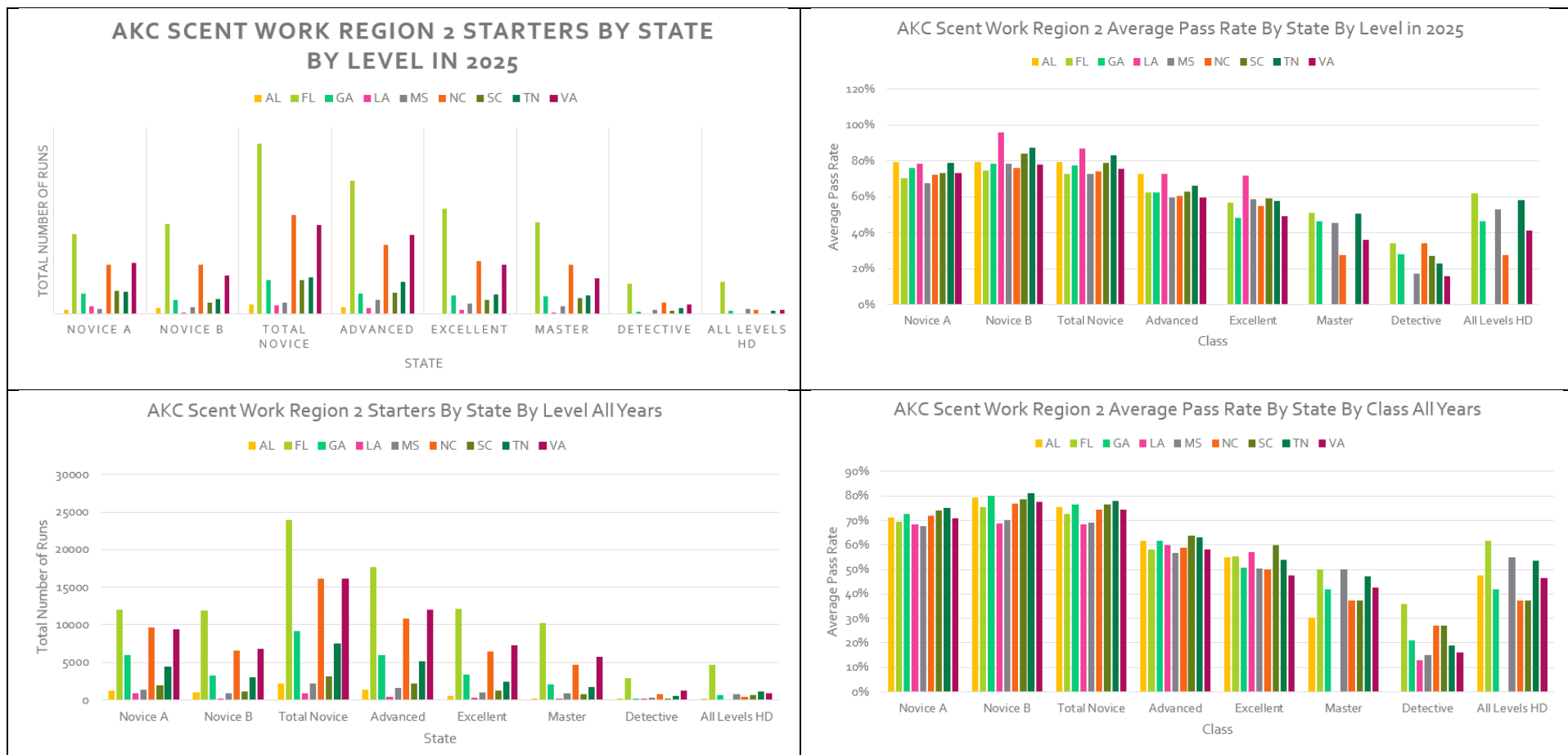
AKC Scent Work Starters and Average Pass Rates for the Master Classes, By Element, By State for Region 2
2025 & All Years (up to January 24, 2026)



AKC Scent Work Starters and Average Pass Rates for Detective, By State for Region 2
2025 & All Years (up to January 24, 2026)



AKC Scent Work Starters and Average Pass Rates for Handler Discrimination, All Levels, By State for Region 2
2025 & All Years (up to January 24, 2026)



*AKC Scent Work Starters and Average Pass Rates for Each Level, By State for Region 2
2025 & All Years (up to January 24, 2026)*

Note that these numbers are accumulated “in general” and do not correlate to titles which reflect the overall accomplishment of a single dog at a level, i.e. “a Q is just a Q.”